

Van Zandt County

Monthly Financial & Investment Report


Month Ending March 31, 2020

TO BE RECORDED IN THE APRIL 29, 2020 MINUTES

OF THE COMMISSIONERS' COURT

BY VAN ZANDT COUNTY CLERK.


SUBMITTED THIS THE 27TH DAY OF APRIL 2020



Kenny Edwards, Treasurer

The Van Zandt County Commissioners' Court, having reviewed the Treasurer's Report as presented, having taken reasonable steps to ensure its accuracy, and based upon presentations of the Treasurer's Office, does hereby approve the Report, subject to the independent auditor's review and does further order that it be filed with the official minutes of this meeting. {LGC 114.026(c)}

In addition, the below signatures affirm that the Treasurers' Report complies with statutes as referenced. {LGC 114.026(d)}S




Don Kirkpatrick, Van Zandt County Judge



Brandon Brown

Commissioner Precinct #1




Keith Pearson

Commissioner Precinct #3



Virgil Melton, Jr.

Commissioner Precinct #2



Tim West

Commissioner Precinct #4

COMBINED STATEMENT OF CASH POSITION FOR MARCH

FUND NAME	CHECKING ACCOUNT	CHECKING AMOUNT	TDOA ACCOUNT	TDOA AMOUNT	FUND TOTAL
2020 010 GENERAL FUND	FIN CLEAR AMERICAN CTY JURY	96,986.54 3,349.00	TDOA MBIA	7,676,624.80 1,337.58	7,778,297.92
2020 012 RESERVE FUNDS	FIN CLEAR		TDOA MBIA		
2020 015 SHERIFF CHAPTER 59 FORFEITURE FUND	FIN CLEAR AMERICAN	86.74	TDOA MBIA	11,332.59	11,419.33
2020 016 DA FORFEITURE FUND	FIN CLEAR		TDOA MBIA		
	ESCRROW #1	3,103.60			
	ESCRROW #2	2,679.62			
	ESCRROW #3	1,171.75			
	ESCRROW #4	7,446.81			
	ESCRROW #5				
	ESCRROW #6				
	ESCRROW #7	520.54			
	ESCRROW #8				
	ESCRROW #9				
	ESCRROW #10	29,027.18			
	ESCRROW #11	2,651.98			
	ESCRROW #12	11,530.81			
	ESCRROW #13				
	ESCRROW #14				
	ESCRROW #15				
	ESCRROW #16				
	ESCRROW #17	7,191.77			
	ESCRROW #18				
	ESCRROW #19	1,536.98			
	ESCRROW #20				
	ESCRROW #21	6,404.70			
	ESCRROW #22	2,307.61			
	ESCRROW #23	8,140.61			
	ESCRROW #24				
	ESCRROW #25				
	ESCRROW #26	1,000.65			
	ESCRROW #27	2,924.40			
	ESCRROW #28	2,711.99			
	ESCRROW #29				
	ESCRROW #30	537.65			
	ESCRROW #31				
	ESCRROW #32				
	ESCRROW #33	3,652.40			
	ESCRROW #34	9,653.34			
	ESCRROW #35	202.74			
	ESCRROW #36	3,130.43			
	ESCRROW #37				
	ESCRROW #38				
	ESCRROW #39	1,480.15			
	ESCRROW #40				
	ESCRROW #41				
	ESCRROW #42				
	ESCRROW #43				
	ESCRROW #44				
	ESCRROW #45				

FUND NAME	CHECKING ACCOUNT	CHECKING AMOUNT	TDOA ACCOUNT	TDOA AMOUNT	FUND TOTAL
2020 022 ROAD & BRIDGE - PCT. 2	FIN CLEAR	64,634.10	TDOA MBIA	1,547,301.83	1,931,337.79
2020 023 ROAD & BRIDGE - PCT. 3	FIN CLEAR	10,027.18	TDOA MBIA	1,521,352.84	1,531,380.67
2020 024 ROAD & BRIDGE - PCT. 4	FIN CLEAR	42,515.00	TDOA MBIA	1,125,492.58	1,168,372.72
2020 026 ROAD & BRIDGE - GEN	FIN CLEAR	7,461.34	TDOA MBIA	365.14	8,481.53
2020 035 VICTIM COORDINATOR GRANT	FIN CLEAR	8,391.17-	TDOA MBIA	1,020.19	8,391.17-
2020 036 DA FORFEITURE FUND II	FIN CLEAR	7,954.18	TDOA MBIA	2,219.81	10,173.99
2020 037 CONSTABLE PCT #4 SEIZURE	FIN CLEAR	760.89	TDOA MBIA	5,875.24	6,636.13
2020 040 COUNTY LAW LIBRARY FUND	FIN CLEAR	3,849.90	TDOA MBIA	64,638.40	68,488.30
2020 042 COUNTY FREE LIBRARY	FIN CLEAR	19,240.06	TDOA MBIA	87,825.20	19,240.06
2020 047 DIGITIZE RECORDS	FIN CLEAR	2,588.80	TDOA MBIA	34,412.66	90,414.00
2020 048 SUPPLEMENTAL GUARDIANSHIP	FIN CLEAR	517.22	TDOA	8,272.72	34,929.88
2020 049 COUNTY CHILD ABUSE PREVENTION	FIN CLEAR	1,300.78	TDOA	.03	9,573.50
2020 050 COUNTY SPECIALTY COURT ACCOUNT	FIN CLEAR	100.00	TDOA MBIA	4,983.27	100.03
2020 052 COUNTY & DISTRICT TECH FUND	FIN CLEAR	83.30	TDOA MBIA	311,129.75	5,066.57
2020 053 CAPITALCREDITSECONOMICDEVELOPMENT	FIN CLEAR	507.53	TDOA	26,999.57	311,637.28
2020 054 DISTRICT CLERK TECHNOLOGY FUND	FIN CLEAR	1,701.24	TDOA	136,907.91	28,700.81
2020 055 CHAPTER 19	FIN CLEAR		TDOA MBIA	176,650.65	
2020 056 COUNTY RECORDS FUND	FIN CLEAR	5,196.86	TDOA MBIA	178,238.77	142,104.77
2020 057 COUNTY CLERK RECORDS FUND	FIN CLEAR	1,588.12	TDOA MBIA	5,423.52	178,238.77
2020 058 DISTRICT CLERK RECORDS FUND	FIN CLEAR	3,943.53	TDOA		9,367.05

DATE 04/27/2020 TIME 10:23

COMBINED STATEMENT OF CASH POSITION FOR MARCH

GELL102 PAGE 4

FUND NAME	CHECKING ACCOUNT	CHECKING AMOUNT	TDOA ACCOUNT	TDOA AMOUNT	FUND TOTAL
2020 059 COUNTY CLERK ARCHIVE	FIN CLEAR	11,432.91	TDOA	367,188.77	378,621.68
2020 070 PERMANENT IMPROVEMENT FUND	FIN CLEAR	14,973.62	TDOA MBIA	84,357.16	99,330.78
2020 075 RIGHT-OF-WAY FUND	FIN CLEAR		TDOA MBIA		
2020 084 TAX ANTICIPATION NOTES	FIN CLEAR		TDOA MBIA		
2020 085 DEBT SERVICE FUND	DEBT CL	899,457.18	TDOA MBIA		899,457.18
2020 087 VZC INDIGENT HEALTH PROGRAM	FIN CLEAR	19,358.88	TDOA MBIA	139,192.06	158,550.94
2020 088 SOIL CONSERVATION DIST FUND	FIN CLEAR	8,667.21	TDOA MBIA	69,264.87	77,932.08
2020 090 APPELLATE JUSTICE SYSTEM FUN	FIN CLEAR	725.35	TDOA MBIA		725.35
2020 095 PAYROLL CLEARING ACCOUNT.	PAYCLEAR	194,039.82	MBIA		194,039.82
2020 096 GEN FIXED ASSETS ACCOUNT GRP			MBIA		
2020 097 LONG TERM DEBT GROUP			MBIA		
2020 131 VAN ZANDT COUNTY JAIL	FIN CLEAR	38,619.08	TDOA MBIA	523,500.00	562,119.08
2020 132 VAN ZANDT COUNTY SHERIFF DEPT	FIN CLEAR	36,745.78	TDOA MBIA	387,000.00	423,745.78
2020 145 SOLID WASTE GRANT	FIN CLEAR	203.03			203.03
2020 400 FRUITVALE 2011 TXCDBG	710056WALTER				
2020 401 BENWHELEBNSC 71348911131115					
2020 402 LITTLEHOPEMOOREMSC7130260813					
2020 540 PRETRIAL SUPERVISION	FIN CLEAR	3,558.09	TDOA	134,432.11	137,990.20
2020 541 COMMUNITY SUP & CORRECTIONS	FIN CLEAR	55,934.76	TDOA MBIA	370,750.76	426,685.52
2020 542 ADULT PROBATION CIVIL	FIN CLEAR	7,510.52	TDOA MBIA	51,076.14	368,966.58
2020 543 HIGH RISK SUBSTANCE ABUSE -CFTN	CLEAR	7,615.44	TDOA MBIA	310,379.92	7,615.44
2020 544 HIGH RISK SEX OFFENDER -CCP	FIN CLEAR	7,466.86	TDOA		7,466.86

DATE 04/27/2020 TIME 10:23

COMBINED STATEMENT OF CASH POSITION FOR MARCH

FUND NAME	CHECKING ACCOUNT	CHECKING AMOUNT	TDOA ACCOUNT	TDOA AMOUNT	FUND TOTAL
2020 545 GRANT C COMMIT REDUCTION PROJ	FIN CLEAR	8,316.34			8,316.34
2020 546 JUVENILE PROBATION FUND	FIN CLEAR	65,137.46	TDOA MBIA		65,137.46
2020 547 VZCJPD STATE AID GRANT	FIN CLEAR	46,973.01	TDOA MBIA		46,973.01
2020 549 VZCJPD - GRANT N	FIN CLEAR	17,253.98	TDOA MBIA		17,253.98
2020 550 D A SUPPLEMENTAL FUND	FIN CLEAR	2,299.38	TDOA MBIA	92.21	2,391.59
2020 551 VOICES - JUV CJD GRANT	FIN CLEAR	2,185.03-	TDOA		2,185.03-
2020 552 ETCOG RESIDENTIAL	FIN CLEAR	1,411.00-			1,411.00-
2020 555 JUVENILE PROBATION INTEREST	FIN CLEAR	80.52	TDOA MBIA	23,863.30	23,943.82
2020 556 REGIONAL SERVICE ENHANCEMENT	FIN CLEAR	37,454.08			37,454.08
2020 558 GRANT S	FIN CLEAR	6,954.59			6,954.59
2020 559 MENTAL IMPAIRMENT CASELOAD	FIN CLEAR	20,514.59	TDOA MBIA		20,514.59
2020 565 INDIGENT DEFENSE GRANT	FIN CLEAR	6,281.22	TDOA	25,620.54	31,901.76
2020 567 FIRE MARSHAL	FIN CLEAR	681.72	TDOA	137,098.06	137,779.78
2020 568 TECHNOLOGY RESOURCES	FIN CLEAR		TDOA		
2020 569 HAVA ELECTION GRANT	FIN CLEAR	15,359.98			15,359.98
2020 570 GOLDEN WATER SUPPLY CORP					
2020 580 D.A. CHECK COLLECTION FUND	FIN CLEAR	2,989.96	TDOA MBIA	10,663.43	13,653.39
2020 591 CONSTABLE #1 TLEOSE FUND	FIN CLEAR	2,534.43	TDOA MBIA		2,534.43
2020 592 CONSTABLE #2 TLEOSE FUND	FIN CLEAR	2,692.48	MBIA		2,692.48
2020 593 CONSTABLE #3 TLEOSE FUND	FIN CLEAR	1,359.92	MBIA		1,359.92
2020 594 CONSTABLE #4 TLEOSE FUND	FIN CLEAR	5,633.01	TDOA MBIA		5,633.01
2020 595 SHERIFF TLEOSE FUND	FIN CLEAR	8,891.09	MBIA		8,891.09
2020 596 DA TLEOSE FUND	FIN CLEAR	2,290.27	MBIA		2,290.27
2020 600 JUSTICE COURT TECHNOLOGY FUN	FIN CLEAR	3,685.41	TDOA	53,604.83	

DATE 04/27/2020 TIME 10:23

COMBINED STATEMENT OF CASH POSITION FOR MARCH

GELL02 PAGE

FUND NAME	CHECKING ACCOUNT	CHECKING AMOUNT	TDOA ACCOUNT	TDOA AMOUNT	FUND TOTAL
2020 800 CONTRIBUTION RELIEF FUND	FIN CLEAR		TDOA	16,082.93	16,082.93
2020 802 VETERAN'S MEMORIAL WALL FUNDEFIN CLEAR			TDOA		
2020 803 HISTORICAL COMMISSION	FIN CLEAR	3,014.12	TDOA	5,276.90	8,291.02
2020 804 VAN TORRADO-ASSISTANCE	FIN CLEAR				
2020 805 FEMA - DEC 2015 STORM	FIN CLEAR		TDOA		
2020 806 FEMA APRIL 2016 STORM	FIN CLEAR				
2020 807 HAZARD MITIGATION GRANT	FIN CLEAR	24,224.49-	TDOA		24,224.49-
2020 808 COURTHOUSE PLANNING GRANT	FIN CLEAR	63,535.92			63,535.92
2020 809 PRETRIAL INTERVENTION PROGRAMFIN CLEAR		4,045.91	TDOA	49,770.49	53,816.40
2020 810 SHERIFF JUSTICE FORFEITURE FIN CLEAR		10,870.00	TDOA	15,415.29	26,285.29
2020 811 SHERIFF TREASURY FORFEITURE FIN CLEAR			TDOA		
2020 812 CONSTABLE PCT #1 FORFEITURE FIN CLEAR		500.00	TDOA		500.00
2020 813 VOICES - JUV CJD GRANT	FIN CLEAR	10,221.00-			10,221.00-
2020 814 LOCAL TRUANCY PREVENTION & DFIN CLEAR		779.15	TDOA		779.15
2020 815 COVID-19	FIN CLEAR	99.90-	TDOA		99.90-
TOTAL		2,102,312.76		16,812,925.19	18,915,237.95

CHECK ACCOUNT

CHECK

ACCOUNT BALANCE - FIN CLEAR	880,748.22
ACCOUNT BALANCE - CTY JURY	3,349.00
ACCOUNT BALANCE - ESCROW #1	3,103.60
ACCOUNT BALANCE - ESCROW #2	2,679.62
ACCOUNT BALANCE - ESCROW #3	1,171.75
ACCOUNT BALANCE - ESCROW #4	7,446.81
ACCOUNT BALANCE - ESCROW #8	520.54
ACCOUNT BALANCE - ESCROW #10	29,027.18
ACCOUNT BALANCE - ESCROW #11	651.98
ACCOUNT BALANCE - ESCROW #12	11,530.81
ACCOUNT BALANCE - ESCROW #16	2,953.79
ACCOUNT BALANCE - ESCROW #17	7,191.77
ACCOUNT BALANCE - ESCROW #19	1,536.98
ACCOUNT BALANCE - ESCROW #21	6,404.70
ACCOUNT BALANCE - ESCROW #22	2,307.61
ACCOUNT BALANCE - ESCROW #23	8,140.61
ACCOUNT BALANCE - ESCROW #26	1,000.65
ACCOUNT BALANCE - ESCROW #27	2,924.40
ACCOUNT BALANCE - ESCROW #28	2,711.99
ACCOUNT BALANCE - ESCROW #30	537.65
ACCOUNT BALANCE - ESCROW #33	3,652.40
ACCOUNT BALANCE - ESCROW #34	9,653.34
ACCOUNT BALANCE - ESCROW #35	202.74
ACCOUNT BALANCE - ESCROW #36	3,130.43
ACCOUNT BALANCE - ESCROW #39	1,480.15
ACCOUNT BALANCE - ESCROW #45	1,683.46
ACCOUNT BALANCE - ESCROW #69	5,034.62
ACCOUNT BALANCE - ESCROW #72	4,294.38
ACCOUNT BALANCE - ESCROW #77	2,322.47
ACCOUNT BALANCE - ESCROW #84	640.05
ACCOUNT BALANCE - ESCROW #86	792.06
ACCOUNT BALANCE - DEBT CL	899,457.18
ACCOUNT BALANCE - PAYCLEAR	194,039.82
TOTAL	2,102,312.76

TDOA ACCOUNT

TDOA

ACCOUNT BALANCE - TDOA	16,181,436.38
ACCOUNT BALANCE - MBIA	631,488.81
TOTAL	16,812,925.19

FUND NAME	**** MONTH TO DATE **** REVENUES	EXPENSES	**** YEAR TO DATE **** REVENUES	EXPENSES
2020 GENERAL FUND	1,119,913.32	1,269,032.87	10,840,695.13	5,818,604.69
2020 RESERVE FUNDS	.00	.00	.00	.00
2020 SHERIFF CHAPTER 59 FORFEITURE	9.78	.00	116.23	.00
2020 DA FORFEITURE FUND	.00	.00	.00	.00
2020 BUILDING SECURITY FUND	4,103.80	3,775.72	27,900.75	28,673.80
2020 JUSTICE COURT BLDG SECURITY	303.77	67.00	1,368.89	1,850.06
2020 DA FORFEITURE FUND	.00	.00	.00	.00
2020 ROAD & BRIDGE - PCT. 1	146,853.26	71,704.14	1,486,016.23	832,266.79
2020 ROAD & BRIDGE - PCT. 2	186,799.63	90,752.19	1,713,016.94	598,453.15
2020 ROAD & BRIDGE - PCT. 3	171,813.26	118,856.96	1,580,155.79	713,132.74
2020 ROAD & BRIDGE - PCT. 4	145,513.36	71,149.90	1,373,677.24	642,168.99
2020 ROAD & BRIDGE - GEN	4,719.15	3,744.38	28,317.79	22,477.77
2020 VICTIM COORDINATOR GRANT	3,513.90	4,453.29	19,194.53	28,958.78
2020 DA FORFEITURE FUND II	8,456.58	777.82	10,447.65	7,761.33
2020 CONSTABLE PCT #4 SEIZURE	4.85	.00	45.59	.00
2020 COUNTY LAW LIBRARY FUND	53.47	1,175.03	10,660.91	9,755.15
2020 COUNTY FREE LIBRARY	11,255.46	6,396.53	66,244.35	53,107.81
2020 DIGITIZE RECORDS	172.66	.00	3,948.66	.00
2020 SUPPLEMENTAL GUARDIANSHIP	28.46	.00	921.99	.00
2020 COUNTY CHILD ABUSE PREVENTION	6.84	.00	637.37	.00
2020 COUNTY SPECIALTY COURT ACCOUNT	100.00	.00	100.00	.00
2020 COUNTY & DISTRICT TECH FUND	20.29	.00	438.13	1,908.04
2020 CAPITALCREDITSECONOMICDEVELOP	257.43	.00	2,592.90	34,000.00
2020 DISTRICT CLERK TECHNOLOGY FUND	22.33	.00	3,124.35	.00
2020 CHAPTER 19	.00	.00	.00	.00
2020 COUNTY RECORDS FUND	113.28	175.00	6,486.69	1,110.00

FUND NAME	**** MONTH TO DATE **** REVENUES	EXPENSES	**** YEAR TO DATE **** REVENUES	EXPENSES
2020 COUNTY CLERK RECORDS FUND	146.15	3,393.80	27,659.64	9,914.82
2020 DISTRICT CLERK RECORDS FUND	4.48	.00	1,739.19	.00
2020 COUNTY CLERK ARCHIVE	303.82	.00	29,020.10	.00
2020 PERMANENT IMPROVEMENT FUND	100,065.58	.00	100,657.16	81,104.23
2020 RIGHT-OF-WAY FUND	.00	.00	.00	.00
2020 TAX ANTICIPATION NOTES	.00	.00	.00	.00
2020 DEBT SERVICE FUND	113,009.55	.00	1,104,331.38	467,922.20
2020 VZC INDIGENT HEALTH PROGRAM	11,891.27	6,856.52	72,499.98	54,921.81
2020 SOIL CONSERVATION DIST FUND	57.31	.00	6,538.16	6,074.80
2020 APPELLATE JUSTICE SYSTEM FUND	.00	.00	1,450.00	1,145.00
2020 PAYROLL CLEARING ACCOUNT.	.00	.00	.00	.00
2020 GEN FIXED ASSETS ACCOUNT GRP	.00	.00	.00	.00
2020 LONG TERM DEBT GROUP	.00	.00	.00	.00
2020 VAN ZANDT COUNTY JAIL	220,019.46	174,705.56	1,308,811.04	1,072,127.73
2020 VAN ZANDT COUNTY SHERIFF DEPT	216,743.17	150,495.98	1,309,694.52	1,169,922.25
2020 SOLID WASTE GRANT	.00	.00	.00	.00
2020 FRUITVALE 2011 TXCDBG 710056	.00	.00	.00	.00
2020 BENWHEELERMSC 71348911131115	.00	.00	.00	.00
2020 LITTLEHOPEMOOREWSC713026081315	.00	.00	.00	.00
2020 PRETRIAL SUPERVISION	3,196.22	3,426.35	22,459.45	23,843.14
2020 COMMUNITY SUP & CORRECTIONS	59,070.58	55,194.85	367,657.89	309,101.05
2020 ADULT PROBATION CIVIL	1,762.62	1,197.83	16,687.43	8,177.90
2020 HIGH RISK SUBSTANCE ABUSE -CCP	10,750.00	3,758.10	33,310.69	26,318.79
2020 HIGH RISK SEX OFFENDER -CCP	11,226.00	4,396.14	37,629.71	30,799.85
2020 GRANT C COMMIT REDUCTION PROG	5,046.00	4,658.52	40,365.00	32,993.42
2020 JUVENILE PROBATION FUND	67,223.00	37,547.30	311,593.90	287,574.67

FUND NAME	**** MONTH TO DATE **** REVENUES	**** YEAR TO DATE **** REVENUES	**** MONTH TO DATE **** EXPENSES	**** YEAR TO DATE **** EXPENSES
2020 VZCJPD STATE AID GRANT	27,400.00	250,393.48	30,200.01	195,876.13
2020 VZCJPD - GRANT N	7,496.00	64,933.00	7,720.86	52,472.39
2020 D A SUPPLEMENTAL FUND	.06	7,500.63	2,002.56	11,321.07
2020 VOICES - JUV CJD GRANT	.00	12,672.11	.00	4,223.68
2020 ETCOG RESIDENTIAL	.00	3,096.51	150.00	3,030.48
2020 JUVENILE PROBATION INTEREST	21.92	63.73	.00	.00
2020 REGIONAL SERVICE ENHANCEMENT	6,966.08	55,728.66	6,120.72	18,615.11
2020 GRANT S	4,273.00	34,183.00	3,676.73	27,477.38
2020 MENTAL IMPAIRMENT CASELOAD	8,618.00	25,854.00	1,859.60	5,601.01
2020 INDIGENT DEFENSE GRANT	.00	177.99	3,777.31	22,776.53
2020 FIRE MARSHAL	127.37	56,775.42	111,502.51	204,912.09
2020 TECHNOLOGY RESOURCES	.00	.00	.00	.00
2020 HAVA ELECTION GRANT	.00	.00	.00	.00
2020 GOLDEN WATER SUPPLY CORP	.00	.00	.00	.00
2020 D.A. CHECK COLLECTION FUND	86.73	806.26	241.50	1,449.39
2020 CONSTABLE #1 TLEOSE FUND	.00	685.17	.00	.00
2020 CONSTABLE #2 TLEOSE FUND	.00	963.92	.00	.00
2020 CONSTABLE #3 TLEOSE FUND	.00	.00	.00	.00
2020 CONSTABLE #4 TLEOSE FUND	.00	685.17	.00	.00
2020 SHERIFF TLEOSE FUND	.00	4,740.48	521.88	4,457.36
2020 DA TLEOSE FUND	677.17	677.17	.00	.00
2020 JUSTICE COURT TECHNOLOGY FUND	1,127.77	5,485.28	.00	12,069.77
2020 CONTRIBUTION RELIEF FUND	.00	.00	.00	.00
2020 VETERAN'S MEMORIAL WALL FUND	.00	.00	.00	.00
2020 HISTORICAL COMMISSION	4.36	2,074.67	.00	2,138.47
2020 VAN TORNADO-ASSISTANCE	.00	.00	.00	.00

DATE 04/27/2020 10:24

COMBINED STATEMENT OF REVENUES AND EXPENSES FOR MARCH

THRU MARCH

FUND NAME	**** MONTH TO DATE **** REVENUES	EXPENSES	**** YEAR TO DATE **** REVENUES	EXPENSES
2020 FEMA - DEC 2015 STORM	.00	.00	.00	.00
2020 FEMA APRIL 2016 STORM	.00	.00	.00	.00
2020 HAZARD MITIGATION GRANT	.00	.00	10,989.76	3,887.00
2020 COURTHOUSE PLANNING GRANT	63,535.92	211,786.40	63,535.92	211,786.40
2020 PRETRIAL INTERVENTION PROGRAM	41.17	445.30	10,298.90	3,562.49
2020 SHERIFF JUSTICE FORFEITURE FUN	12.74	.00	119.74	.00
2020 SHERIFF TREASURY FORFEITURE FU	.00	.00	.00	.00
2020 CONSTABLE PCT #1 FORFEITURE FU	.00	.00	.00	.00
2020 VOICES - JUV CJD GRANT	.00	3,666.43	9,662.35	20,207.94
2020 LOCAL TRUANCY PREVENTION & DIV	604.18	.00	779.15	.00
2020 COVID-19	.00	326.02	.00	326.02
TOTAL	2,745,542.56	2,471,689.61	22,591,095.82	13,182,361.47

ACCOUNT NAME	BEGINNING CASH BALANCE	CASH RECEIPTS	CASH DISBURSEMENTS	ENDING CASH BALANCE
2020 010 GENERAL FUND				
CASH	948,760.56	1,383,674.00	2,235,448.22	1,096,986.54
COINS	1.00	.00	.00	.00
RETURNED CHECK FEES	.00	.00	.00	.00
AMERICAN NATIONAL CASH	.00	.00	.00	.00
VZC JURY CASH CLEARING	3,349.00	4,876.00	4,876.00	3,349.00
VZC CHECKING DEBT SERVICE	.00	.00	.00	.00
PETTY CASH COLLECTION-PCT. 1	.00	.00	.00	.00
PETTY CASH-CTY CLERK	100.00	.00	.00	100.00
PETTY CASH-DIST CLERK	500.00	.00	.00	500.00
PETTY CASH-DIST CLERK	400.00	.00	.00	400.00
COUNTY COURT JURY CASH	.00	.00	.00	.00
DISTRICT COURT JURY CASH	.00	.00	.00	.00
PETTY CASH-JP #1	200.00	.00	.00	200.00
PETTY CASH-JP #2	200.00	.00	.00	200.00
PETTY CASH - JP#4	200.00	.00	.00	200.00
PETTY CASH-SHERIFF	200.00	.00	.00	200.00
PETTY CASH-TAX COLLECTOR	3,000.00	300.00	.00	3,300.00
PETTY CASH-TAX COLL (BOAT)	.00	.00	.00	.00
PETTY CASH-TAX (BOAT CK ACCT)	2.70	.00	.00	2.70
TIME DEPOSIT ON ACCOUNT	6,569,436.40	1,107,188.40	.00	7,676,624.80
MBIA MUNICIPAL INVESTORS SERV	1,335.92	1.66	.00	1,337.58
FUND TOTALS	7,527,485.58	2,436,040.26	2,240,324.22	7,783,201.62
2020 012 RESERVE FUNDS				
CASH	.00	.00	.00	.00
TIME DEPOSIT ON ACCOUNT	.00	.00	.00	.00
MBIA MUNICIPAL INVESTORS SERV	.00	.00	.00	.00
FUND TOTALS	.00	.00	.00	.00
2020 015 SHERIFF CHAPTER 59 FORFEITURE				
CASH	3,913.26	4,000.00	.00	86.74
AMERICAN NATIONAL CASH	.00	.00	.00	.00
CASH-OTHER	.00	.00	.00	.00
TIME DEPOSIT ON ACCOUNT	15,322.81	9.78	4,000.00	11,332.59
MBIA MUNICIPAL INVESTORS SERV	.00	.00	.00	.00
FUND TOTALS	11,409.55	4,009.78	4,000.00	11,419.33
2020 016 DA FORFEITURE FUND				
CASH	3,103.34	.00	.00	3,103.60
D. A. ESCROW/BART ROGERS	2,679.40	.26	.00	2,679.62
D. A. ESCROW/SOLIZ	1,171.61	.22	.00	1,171.75
D. A. ESCROW/CALE	7,446.20	.14	.00	7,446.81
D. A. ESCROW/RODRIGUEZ	3,718.46	.61	.00	3,718.81
D. A. ESCROW/JOSEPH	.00	.04	.00	.00
D. A. ESCROW//	.00	.00	.00	.00
D. A. ESCROW//	.00	.00	.00	.00
D. A. ESCROW//	520.50	.00	.00	520.54
D. A. ESCROW/CAREN WHITE	1,020.10	.04	.00	1,020.18
D. A. ESCROW/STANLEY CRAVEN	29,024.79	.08	.00	29,027.18
D. A. ESCROW//	651.93	2.39	.00	651.98
D. A. ESCROW/SAVILLO	11,523.86	.05	.00	11,530.81
D. A. ESCROW/ASHFRD,BRCHR,ALEX	.00	.95	.00	.00
D. A. ESCROW//	.00	.00	.00	.00
D. A. ESCROW//	.00	.00	.00	.00
D. A. ESCROW//	.00	1,163.94	1,163.94	.00
D. A. ESCROW//	.00	6,495.24	6,495.24	.00
D. A. ESCROW//	.00	.24	.24	.00
D. A. ESCROW/K.TURNER	7,191.17	.60	.00	7,191.77

ACCOUNT NAME	BEGINNING CASH BALANCE	CASH RECEIPTS	CASH DISBURSEMENTS	ENDING CASH BALANCE
2020 021 ROAD & BRIDGE - PCT. 1	297,581.39	146,074.96	358,772.59	84,883.76
CASH	658,544.65	300,778.30	.00	959,322.95
TIME DEPOSIT ON ACCOUNT	3.66	.00	.00	3.66
MBIA MUNICIPAL INVESTORS SERV	956,129.70	446,853.26	358,772.59	1,044,210.37
FUND TOTALS				
2020 022 ROAD & BRIDGE - PCT. 2	348,189.87	185,143.41	468,699.18	64,634.10
CASH	1,146,042.17	401,259.66	.00	1,547,301.83
TIME DEPOSIT ON ACCOUNT	319,005.30	396.56	.00	319,401.86
MBIA MUNICIPAL INVESTORS SERV	1,813,237.34	586,799.63	468,699.18	1,931,337.79
FUND TOTALS				
2020 023 ROAD & BRIDGE - PCT. 3	318,583.75	170,572.48	479,129.05	10,027.18
CASH	1,170,112.06	351,240.78	.00	1,521,352.84
TIME DEPOSIT ON ACCOUNT	.65	.00	.00	.65
MBIA MUNICIPAL INVESTORS SERV	1,488,696.46	521,813.26	479,129.05	1,531,380.67
FUND TOTALS				
2020 024 ROAD & BRIDGE - PCT. 4	311,714.67	144,599.69	413,799.36	42,515.00
CASH	774,579.36	350,913.22	.00	1,125,492.58
TIME DEPOSIT ON ACCOUNT	364.69	.45	.00	365.14
MBIA MUNICIPAL INVESTORS SERV	1,086,658.72	495,513.36	413,799.36	1,168,372.72
FUND TOTALS				
2020 026 ROAD & BRIDGE - GEN	6,035.81	4,718.32	3,292.79	7,461.34
CASH	1,019.36	.83	.00	1,020.19
TIME DEPOSIT ON ACCOUNT	.00	.00	.00	.00
MBIA MUNICIPAL INVESTORS SERV	7,055.17	4,719.15	3,292.79	8,481.53
FUND TOTALS				
2020 035 VICTIM COORDINATOR GRANT	7,986.99	3,513.90	3,918.08	8,391.17
CASH	.00	.00	.00	.00
TIME DEPOSIT ON ACCOUNT	.00	.00	.00	.00
MBIA MUNICIPAL INVESTORS SERV	7,986.99	3,513.90	3,918.08	8,391.17
FUND TOTALS				
2020 036 DA FORFEITURE FUND II	175.20	8,454.76	675.78	7,954.18
CASH	2,217.99	1.82	.00	2,219.81
TIME DEPOSIT ON ACCOUNT	.00	.00	.00	.00
MBIA MUNICIPAL INVESTORS SERV	2,393.19	8,456.58	675.78	10,173.99
FUND TOTALS				
2020 037 CONSTABLE PCT #4 SEIZURE	760.89	4.85	.00	760.89
CASH	5,870.39	4.85	.00	5,875.24
TIME DEPOSIT ON ACCOUNT	.00	.00	.00	.00
MBIA MUNICIPAL INVESTORS SERV	6,631.28	4.85	.00	6,636.13
FUND TOTALS				
2020 040 COUNTY LAW LIBRARY FUND	4,494.68	.00	644.78	3,849.90
CASH				

ACCOUNT NAME	BEGINNING CASH BALANCE	CASH RECEIPTS	CASH DISBURSEMENTS	ENDING CASH BALANCE
2020 042 COUNTY FREE LIBRARY	13,364.55	11,255.46	5,379.95	19,240.06
CASH	.00	.00	.00	.00
TIME DEPOSIT ON ACCOUNT	.00	.00	.00	.00
MBIA MUNICIPAL INVESTORS SERV	13,364.55	11,255.46	5,379.95	19,240.06
FUND TOTALS				
2020 047 DIGITIZE RECORDS	2,488.80	100.00	.00	2,588.80
CASH	87,752.54	72.66	.00	87,825.20
TIME DEPOSIT ON ACCOUNT	.00	.00	.00	.00
MBIA	.00	.00	.00	.00
FUND TOTALS	90,241.34	172.66	.00	90,414.00
2020 048 SUPPLEMENTAL GUARDIANSHIP	517.22	.00	.00	517.22
CASH	34,384.20	28.46	.00	34,412.66
TEXPOOL	34,901.42	28.46	.00	34,929.88
FUND TOTALS				
2020 049 COUNTY CHILD ABUSE PREVENTION	1,300.78	.00	.00	1,300.78
CASH	8,285.88	6.84	.00	8,272.72
TIME DEPOSIT ON ACCOUNT	9,586.66	6.84	.00	9,573.50
FUND TOTALS				
2020 050 COUNTY SPECIALTY COURT ACCOUNT	.00	100.00	.00	100.00
CASH	.03	.00	.00	.03
TIME DEPOSIT ON ACCOUNT	.00	.00	.00	.00
MBIA MUNICIPAL INVESTORS SERV	.00	.00	.00	.00
FUND TOTALS	.03	100.00	.00	100.03
2020 052 COUNTY & DISTRICT TECH FUND	275.34	1,716.00	1,908.04	83.30
CASH	6,678.98	4.29	1,700.00	4,983.27
TIME DEPOSIT ON ACCOUNT	.00	.00	.00	.00
MBIA	6,954.32	1,720.29	3,608.04	5,066.57
FUND TOTALS				
2020 053 CAPITALCREDITSECONOMICDEVELOP	507.53	.00	.00	507.53
CASH	310,872.32	257.43	.00	311,129.75
TIME DEPOSIT ON ACCOUNT	311,379.85	257.43	.00	311,637.28
FUND TOTALS				
2020 054 DISTRICT CLERK TECHNOLOGY FUND	1,701.24	.00	.00	1,701.24
CASH	26,977.24	22.33	.00	26,999.57
TIME DEPOSIT ON ACCOUNT	.00	.00	.00	.00
MBIA MUNICIPAL INVESTORS SERV	28,678.48	22.33	.00	28,700.81
FUND TOTALS				
2020 055 CHAPTER 19	.00	.00	.00	.00
CASH	.00	.00	.00	.00
TIME DEPOSIT ON ACCOUNT	.00	.00	.00	.00
MBIA	.00	.00	.00	.00
FUND TOTALS	.00	.00	.00	.00
2020 056 COUNTY RECORDS FUND	5,196.86	.00	.00	5,196.86
CASH				

ACCOUNT NAME	BEGINNING CASH BALANCE	CASH RECEIPTS	CASH DISBURSEMENTS	ENDING CASH BALANCE
2020 057 COUNTY CLERK RECORDS FUND				
CASH	4,981.92	.00	3,393.80-	1,588.12
TIME DEPOSIT ON ACCOUNT	176,504.50	146.15	.00	176,650.65
MBIA MUNICIPAL INVESTORS SERV	.00	.00	.00	.00
FUND TOTALS	181,486.42	146.15	3,393.80-	178,238.77
2020 058 DISTRICT CLERK RECORDS FUND				
CASH	3,943.53	.00	.00	3,943.53
TIME DEPOSIT ON ACCOUNT	5,419.04	4.48	.00	5,423.52
FUND TOTALS	9,362.57	4.48	.00	9,367.05
2020 059 COUNTY CLERK ARCHIVE				
CASH	11,432.91	.00	.00	11,432.91
TIME DEPOSIT ON ACCOUNT	365,884.95	303.82	.00	367,188.77
FUND TOTALS	378,317.86	303.82	.00	378,621.68
2020 070 PERMANENT IMPROVEMENT FUND				
CASH	3,961.57	100,000.00	88,987.95-	14,973.62
TIME DEPOSIT ON ACCOUNT	43,591.58	40,765.58	.00	84,357.16
MBIA MUNICIPAL INVESTORS SERV	.00	.00	.00	.00
FUND TOTALS	47,553.15	140,765.58	88,987.95-	99,330.78
2020 075 RIGHT-OF-WAY FUND				
CASH	.00	.00	.00	.00
TIME DEPOSIT ON ACCOUNT	.00	.00	.00	.00
MBIA MUNICIPAL INVESTORS SERV	.00	.00	.00	.00
FUND TOTALS	.00	.00	.00	.00
2020 084 TAX ANTICIPATION NOTES				
CASH	.00	.00	.00	.00
TIME DEPOSIT ON ACCOUNT	.00	.00	.00	.00
MBIA	.00	.00	.00	.00
FUND TOTALS	.00	.00	.00	.00
2020 085 DEBT SERVICE FUND				
CASH	786,447.63	113,009.55	.00	899,457.18
TIME DEPOSIT ON ACCOUNT	.00	.00	.00	.00
MBIA MUNICIPAL INVESTORS SERV	.00	.00	.00	.00
FUND TOTALS	786,447.63	113,009.55	.00	899,457.18
2020 087 VZC INDIGENT HEALTH PROGRAM				
CASH	11,335.60	12,083.33	4,060.05-	19,358.88
TIME DEPOSIT ON ACCOUNT	139,192.06	.00	.00	139,192.06
MBIA MUNICIPAL INVESTORS SERV	.00	.00	.00	.00
FUND TOTALS	150,527.66	12,083.33	4,060.05-	158,550.94
2020 088 SOIL CONSERVATION DIST FUND				
CASH	8,667.21	.00	.00	8,667.21
TIME DEPOSIT ON ACCOUNT	69,207.56	57.31	.00	69,264.87
MBIA MUNICIPAL INVESTORS SERV	.00	.00	.00	.00
FUND TOTALS	77,874.77	57.31	.00	77,932.08
2020 090 APPELLATE JUSTICE SYSTEM FUND				
CASH	725.35	.00	.00	725.35

ACCOUNT NAME	TIME DEPOSIT ON ACCOUNT	MBIA MUNICIPAL INVESTORS	FUND TOTALS	BEGINNING CASH BALANCE	CASH RECEIPTS	CASH DISBURSEMENTS	ENDING CASH BALANCE
2020 095	PAYROLL CLEARING ACCOUNT.						
	CASH			194,039.82	.00	.00	194,039.82
	MBIA MUNICIPAL INVESTORS			.00	.00	.00	.00
	FUND TOTALS			194,039.82	.00	.00	194,039.82
2020 096	GEN FIXED ASSETS ACCOUNT GRP						
	MBIA MUNICIPAL INVESTORS			.00	.00	.00	.00
	FUND TOTALS			.00	.00	.00	.00
2020 097	LONG TERM DEBT GROUP						
	MBIA MUNICIPAL INVESTORS			.00	.00	.00	.00
	FUND TOTALS			.00	.00	.00	.00
2020 131	VAN ZANDT COUNTY JAIL						
	CASH			17,672.29	220,019.46	199,072.67-	38,619.08
	MEDICARE PAYABLE			.00	.00	.00	.00
	VOUCHERS PAYABLE			.00	.00	.00	.00
	TIME DEPOSIT ON ACCOUNT			473,500.00	50,000.00	.00	523,500.00
	MBIA MUNICIPAL INVESTORS			.00	.00	.00	.00
	FUND TOTALS			491,172.29	270,019.46	199,072.67-	562,119.08
2020 132	VAN ZANDT COUNTY SHERIFF DEPT						
	CASH			3,962.03	216,743.17	183,959.42-	36,745.78
	TIME DEPOSIT ON ACCOUNT			337,000.00	50,000.00	.00	387,000.00
	MBIA MUNICIPAL INVESTORS			.00	.00	.00	.00
	FUND TOTALS			340,962.03	266,743.17	183,959.42-	423,745.78
2020 145	SOLID WASTE GRANT						
	CASH			203.03	.00	.00	203.03
	TIME DEPOSIT ON ACCOUNT			.00	.00	.00	.00
	FUND TOTALS			203.03	.00	.00	203.03
2020 400	FRUITVALE 2011 TXCDEG 710056						
	CASH			.00	.00	.00	.00
	WATER GRANT CASH			.00	.00	.00	.00
	FUND TOTALS			.00	.00	.00	.00
2020 401	BENWHEELERMSC 71348911131115						
	FUND TOTALS			.00	.00	.00	.00
2020 402	LITTLEHOPEMOOREMSC713026081315						
	CASH			.00	.00	.00	.00
	WATER GRANT CASH			.00	.00	.00	.00
	FUND TOTALS			.00	.00	.00	.00
2020 540	PRETRIAL SUPERVISION						
	CASH			3,565.20	3,085.00	3,092.11-	3,558.09
	TDOA			134,320.89	111.22	.00	134,432.11
	FUND TOTALS			137,886.09	3,196.22	3,092.11-	137,990.20
2020 541	COMMUNITY SUP & CORRECTIONS						
	CASH			32,723.82	72,903.82	49,692.88-	55,934.76
	PFTTY CASH			100.00	.00	.00	100.00

ACCOUNT NAME	BEGINNING CASH BALANCE	CASH RECEIPTS	CASH DISBURSEMENTS	ENDING CASH BALANCE
2020 542 ADULT PROBATION CIVIL	403,267.82	73,210.38	49,692.88	426,785.52
CASH	7,243.47	1,335.00	1,067.95	7,510.52
TD0A	51,033.88	42.26	.00	51,076.14
MBIA	309,994.56	385.36	.00	310,379.92
FUND TOTALS	368,271.91	1,762.62	1,067.95	368,966.58
2020 543 HIGH RISK SUBSTANCE ABUSE -CCP	46.50	10,750.00	3,181.06	7,615.44
CASH	.00	.00	.00	.00
TIME DEPOSIT ON ACCOUNT	.00	.00	.00	.00
MBIA MUNICIPAL INVESTORS SERV	.00	.00	.00	.00
FUND TOTALS	46.50	10,750.00	3,181.06	7,615.44
2020 544 HIGH RISK SEX OFFENDER -CCP	59.16	11,226.00	3,699.98	7,466.86
CASH	.00	.00	.00	.00
TIME DEPOSIT ON ACCOUNT	.00	.00	.00	.00
MBIA MUNICIPAL INVESTORS SERV	.00	.00	.00	.00
FUND TOTALS	59.16	11,226.00	3,699.98	7,466.86
2020 545 GRANT C COMMIT REDUCTION PROG	7,291.78	5,046.00	4,021.44	8,316.34
CASH	7,291.78	5,046.00	4,021.44	8,316.34
FUND TOTALS	7,291.78	5,046.00	4,021.44	8,316.34
2020 546 JUVENILE PROBATION FUND	30,554.09	67,318.52	32,735.15	65,137.46
CASH	.00	.00	.00	.00
TIME DEPOSIT ON ACCOUNT	.00	.00	.00	.00
MBIA MUNICIPAL INVESTORS SERV	.00	.00	.00	.00
FUND TOTALS	30,554.09	67,318.52	32,735.15	65,137.46
2020 547 VZCJPD STATE AID GRANT	47,313.15	35,579.87	35,920.01	46,973.01
CASH	47,313.15	35,579.87	35,920.01	46,973.01
TIME DEPOSIT ON ACCOUNT	.00	.00	.00	.00
MBIA MUNICIPAL INVESTORS SERV	.00	.00	.00	.00
FUND TOTALS	47,313.15	35,579.87	35,920.01	46,973.01
2020 549 VZCJPD - GRANT N	17,165.08	7,496.00	7,407.10	17,253.98
CASH	17,165.08	7,496.00	7,407.10	17,253.98
TIME DEPOSIT ON ACCOUNT	.00	.00	.00	.00
MBIA MUNICIPAL INVESTORS SERV	.00	.00	.00	.00
FUND TOTALS	17,165.08	7,496.00	7,407.10	17,253.98
2020 550 D A SUPPLEMENTAL FUND	4,039.20	.00	1,739.82	2,299.38
CASH	4,039.20	.00	1,739.82	2,299.38
TIME DEPOSIT ON ACCOUNT	92.15	.06	.00	92.21
MBIA MUNICIPAL INVESTORS SERV	.00	.00	.00	.00
FUND TOTALS	4,131.35	.06	1,739.82	2,391.59
2020 551 VOICES - JUV CJD GRANT	2,185.03	.00	.00	2,185.03
VOICES - CJD JUV GRANT	2,185.03	.00	.00	2,185.03
TIME DEPOSIT ON ACCOUNT	.00	.00	.00	.00
FUND TOTALS	2,185.03	.00	.00	2,185.03
2020 552 ETCOG RESIDENTIAL	1,261.00	.00	150.00	1,411.00
CASH	1,261.00	.00	150.00	1,411.00

ACCOUNT NAME	BEGINNING CASH BALANCE	CASH RECEIPTS	CASH DISBURSEMENTS	ENDING CASH BALANCE
2020 555 JUVENILE PROBATION INTEREST	78.34	2.18	.00	80.52
CASH				
TIME DEPOSIT ON ACCOUNT	23,843.56	19.74	.00	23,863.30
MBIA MUNICIPAL INVESTORS SERV	.00	.00	.00	.00
FUND TOTALS	23,921.90	21.92	.00	23,943.82
2020 556 REGIONAL SERVICE ENHANCEMENT				
CASH	36,159.11	6,966.08	5,671.11	37,454.08
FUND TOTALS	36,159.11	6,966.08	5,671.11	37,454.08
2020 558 GRANT S				
CASH	6,199.95	4,273.00	3,518.36	6,954.59
FUND TOTALS	6,199.95	4,273.00	3,518.36	6,954.59
2020 559 MENTAL IMPAIRMENT CASELOAD				
CASH	13,494.59	8,618.00	1,598.00	20,514.59
TIME DEPOSIT ON ACCOUNT	.00	.00	.00	.00
MBIA MUNICIPAL INVESTORS SERV	.00	.00	.00	.00
FUND TOTALS	13,494.59	8,618.00	1,598.00	20,514.59
2020 565 INDIGENT DEFENSE GRANT				
CASH	9,590.49	.00	3,309.27	6,281.22
TIME DEPOSIT ON ACCOUNT	25,620.54	.00	.00	25,620.54
FUND TOTALS	35,211.03	.00	3,309.27	31,901.76
2020 567 FIRE MARSHAL				
CASH	14,754.03	135,000.00	149,072.31	681.72
TDOA	271,970.69	127.37	135,000.00	137,098.06
FUND TOTALS	286,724.72	135,127.37	284,072.31	137,779.78
2020 568 TECHNOLOGY RESOURCES				
CASH	.00	.00	.00	.00
TIME DEPOSIT ON ACCOUNT	.00	.00	.00	.00
FUND TOTALS	.00	.00	.00	.00
2020 569 HAVA ELECTION GRANT				
CASH	15,359.98	.00	.00	15,359.98
FUND TOTALS	15,359.98	.00	.00	15,359.98
2020 570 GOLDEN WATER SUPPLY CORP				
GOLDEN WATER TDHCA 726216	.00	.00	.00	.00
MBIA MUNICIPAL INVESTORS SERV	.00	.00	.00	.00
FUND TOTALS	.00	.00	.00	.00
2020 580 D.A. CHECK COLLECTION FUND				
CASH	3,121.76	77.92	209.72	2,989.96
TIME DEPOSIT ON ACCOUNT	10,654.62	8.81	.00	10,663.43
MBIA MUNICIPAL INVESTORS SERV	.00	.00	.00	.00
FUND TOTALS	13,776.38	86.73	209.72	13,653.39
2020 591 CONSTABLE #1 TELESE FUND				
CASH	2,534.43	.00	.00	2,534.43
CASH - CITIZENS NATIONAL	.49	.00	.00	.49
TDOA	.00	.00	.00	.00
MBIA MUNICIPAL INVESTORS SERV	.00	.00	.00	.00

ACCOUNT NAME	BEGINNING CASH BALANCE	CASH RECEIPTS	CASH DISBURSEMENTS	ENDING CASH BALANCE
2020 592 CONSTABLE #2 TLEOSE FUND	2,692.48	.00	.00	2,692.48
CASH OTHER	.00	.00	.00	.00
MBIA MUNICIPAL INVESTORS SERV	.00	.00	.00	.00
FUND TOTALS	2,692.48	.00	.00	2,692.48
2020 593 CONSTABLE #3 TLEOSE FUND	1,359.92	.00	.00	1,359.92
CASH OTHER - CITY NATIONAL	3,738.50	.00	.00	3,738.50
MBIA MUNICIPAL INVESTORS SERV	.00	.00	.00	.00
FUND TOTALS	5,098.42	.00	.00	5,098.42
2020 594 CONSTABLE #4 TLEOSE FUND	5,633.01	.00	.00	5,633.01
CASH DEPOSIT ON ACCOUNT	.00	.00	.00	.00
MBIA MUNICIPAL INVESTORS SERV	.00	.00	.00	.00
FUND TOTALS	5,633.01	.00	.00	5,633.01
2020 595 SHERIFF TLEOSE FUND	11,062.39	.00	2,171.30-	8,891.09
CASH	11,062.39	.00	.00	11,062.39
MBIA MUNICIPAL INVESTORS SERV	.00	.00	.00	.00
FUND TOTALS	11,062.39	.00	2,171.30-	8,891.09
2020 596 DA TLEOSE FUND	1,613.10	677.17	.00	2,290.27
CASH	1,613.10	.00	.00	1,613.10
MBIA MUNICIPAL INVESTORS SERV	.00	677.17	.00	677.17
FUND TOTALS	1,613.10	677.17	.00	2,290.27
2020 600 JUSTICE COURT TECHNOLOGY FUND	2,601.98	1,083.43	.00	3,685.41
CASH DEPOSIT ON ACCOUNT	53,560.49	44.34	.00	53,604.83
MBIA MUNICIPAL INVESTORS SERV	.00	.00	.00	.00
FUND TOTALS	56,162.47	1,127.77	.00	57,290.24
2020 800 CONTRIBUTION RELIEF FUND	.00	.00	.00	.00
CASH	16,082.93	.00	.00	16,082.93
TIME DEPOSIT ON ACCOUNT	.00	.00	.00	.00
FUND TOTALS	16,082.93	.00	.00	16,082.93
2020 802 VETERAN'S MEMORIAL WALL FUND	.00	.00	.00	.00
CASH	.00	.00	.00	.00
TIME DEPOSIT ON ACCOUNT	.00	.00	.00	.00
FUND TOTALS	.00	.00	.00	.00
2020 803 HISTORICAL COMMISSION	3,014.12	4.00	.00	3,014.12
HISTORICAL COMMISSION CASH	5,272.54	4.36	.00	5,276.90
TIME DEPOSIT ON ACCOUNT	8,286.66	4.36	.00	8,291.02
FUND TOTALS	16,573.32	12.72	.00	16,586.04
2020 804 VAN TORNADO-ASSISTANCE	.00	.00	.00	.00
VAN TORNADO-ASSISTANCE-CASH	.00	.00	.00	.00
VITASST-TIME DEPOSITON ACCOUNT	.00	.00	.00	.00
FUND TOTALS	.00	.00	.00	.00
2020 805 FEMA - DEC 2015 STORM	.00	.00	.00	.00
CASH	.00	.00	.00	.00

ACCOUNT NAME	BEGINNING CASH BALANCE	CASH RECEIPTS	CASH DISBURSEMENTS	ENDING CASH BALANCE
2020 806 FEMA APRIL 2016 STORM	.00	.00	.00	.00
CASH	.00	.00	.00	.00
TIME DEPOSIT ON ACCOUNT	.00	.00	.00	.00
FUND TOTALS	.00	.00	.00	.00
2020 807 HAZARD MITIGATION GRANT	24,224.49	.00	.00	24,224.49
CASH	.00	.00	.00	.00
TIME DEPOSIT ON ACCOUNT	.00	.00	.00	.00
MBIA MUNICIPAL INVESTORS SERV	.00	.00	.00	.00
FUND TOTALS	24,224.49	.00	.00	24,224.49
2020 808 COURTHOUSE PLANNING GRANT	.00	63,535.92	.00	63,535.92
CASH	.00	.00	.00	.00
WATER GRANT CASH	.00	63,535.92	.00	63,535.92
FUND TOTALS	.00	63,535.92	.00	63,535.92
2020 809 PRETRIAL INTERVENTION PROGRAM	4,432.81	.00	386.90	4,045.91
CASH	49,729.32	41.17	.00	49,770.49
TIME DEPOSIT ON ACCOUNT	54,162.13	41.17	386.90	53,816.40
FUND TOTALS	4,432.81	.00	386.90	4,045.91
2020 810 SHERIFF JUSTICE FORFEITURE FUN	10,870.00	.00	.00	10,870.00
CASH	15,402.55	12.74	.00	15,415.29
TIME DEPOSIT ON ACCOUNT	26,272.55	12.74	.00	26,285.29
FUND TOTALS	10,870.00	.00	.00	10,870.00
2020 811 SHERIFF TREASURY FORFEITURE FU	.00	.00	.00	.00
CASH	.00	.00	.00	.00
TIME DEPOSIT ON ACCOUNT	.00	.00	.00	.00
FUND TOTALS	.00	.00	.00	.00
2020 812 CONSTABLE PCT #1 FORFEITURE FU	500.00	.00	.00	500.00
CASH	.00	.00	.00	.00
TIME DEPOSIT ON ACCOUNT	500.00	.00	.00	500.00
FUND TOTALS	500.00	.00	.00	500.00
2020 813 VOICES - JUV CJD GRANT	6,879.16	.00	3,341.84	10,221.00
VOICES - CJD JUV GRANT	.00	.00	.00	.00
TIME DEPOSIT ON ACCOUNT	.00	.00	.00	.00
FUND TOTALS	6,879.16	.00	3,341.84	10,221.00
2020 814 LOCAL TRUANCY PREVENTION & DIV	174.97	604.18	.00	779.15
CASH	.00	.00	.00	.00
TIME DEPOSIT ON ACCOUNT	174.97	604.18	.00	779.15
FUND TOTALS	174.97	604.18	.00	779.15
2020 815 COVID-19	.00	.00	99.90	99.90
CASH	.00	.00	.00	.00
TIME DEPOSIT ON ACCOUNT	.00	.00	99.90	99.90
FUND TOTALS	.00	.00	99.90	99.90
GRAND TOTALS	18,045,921.89	5,863,676.79	4,985,619.02	18,923,979.66

ACCOUNT NUMBER	ACCOUNT NAME	DATE	AMDMT NUMBER	OLD BUDGET AMOUNT	AMENDED BUDGET AMOUNT	AMOUNT OF CHANGE	DESCRIPTION	CLK
2020 010-403-311	POSTAGE	04/03/2020	200034	5,500.00	5,300.00	200.00-	LINE ITEM TRANSFER	MK
2020 010-403-495	MISCELLANEOUS	04/03/2020	200034	250.00	450.00	200.00	LINE ITEM TRANSFER	MK
EXPENDITURES - COUNTY CLERK			TOTAL AMENDMENTS	2	TOTAL CHANGES	.00		
2020 010-409-402	CONTRACT SERVICES	10/30/2019	200007	.00	7,000.00	7,000.00-	LINE ITEM TRANSFER	MK
2020 010-409-800	CONTINGENCY	10/30/2019	200007	370,000.00	363,000.00	7,000.00-	LINE ITEM TRANSFER	MK
EXPENDITURES - NON DEPARTMENT			TOTAL AMENDMENTS	2	TOTAL CHANGES	.00		
2020 010-503-572	OFFICE EQUIPMENT	11/27/2019	200011	77,000.00	76,923.91	76.09-	LINE ITEM TRANSFER	MK
2020 010-503-588	FINANCING LEASE IN	11/27/2019	200011	1,018.00	1,023.59	7.59	LINE ITEM TRANSFER	MK
2020 010-503-589	EQUIPMENT PAYMENTS	11/27/2019	200011	31,764.39	31,832.89	68.50	LINE ITEM TRANSFER	MK
EXPENDITURES-DATA PROCESSING			TOTAL AMENDMENTS	3	TOTAL CHANGES	.00		
2020 010-551-428	FUEL AND LUBRICANT	01/08/2020	200020	1,000.00	500.00	500.00-	LINE ITEM TRANSFER	MK
2020 010-551-451	AUTO MAINTENANCE	01/08/2020	200020	1,000.00	1,500.00	500.00	LINE ITEM TRANSFER	MK
EXPENDITURES - CONSTABLE PCT.1			TOTAL AMENDMENTS	2	TOTAL CHANGES	.00		
2020 015-560-427	TRAINING	03/05/2020	200030	10,000.00	1,000.00	1,000.00-	LINE ITEM TRANS - FORFEITUR	MK
2020 015-560-495	MISC	03/05/2020	200030	10,000.00	9,000.00	1,000.00-	LINE ITEM TRANS - FORFEITUR	MK
EXPENDITURES - SHERIFF FORFEIT			TOTAL AMENDMENTS	2	TOTAL CHANGES	.00		
2020 021-380-200	FINANCING ISSURANC	10/17/2019	200006	.00	120,970.00-	120,970.00-	INCREASE REVENUE & EXPENSE	MK
			TOTAL AMENDMENTS	1	TOTAL CHANGES	.00		
2020 021-621-335	ROAD & BRIDGE MAINT.	01/23/2020	200023	746,694.00	726,694.00	20,000.00-	LINE ITEM TRANSFER	SH
2020 021-621-451	REPAIR & MAINT.-MA	01/23/2020	200023	30,000.00	50,000.00	20,000.00	LINE ITEM TRANSFER	SH
2020 021-621-571	EQUIPMENT PURCHASE	10/17/2019	200006	30,000.00	170,970.00	120,970.00	INCREASE REVENUE & EXPENSE	MK
EXPENDITURES - R & B PCT.1			TOTAL AMENDMENTS	3	TOTAL CHANGES	.00		
2020 022-622-335	ROAD & BRIDGE MAINT	10/10/2019	200005	1,276,523.00	1,269,523.00	7,000.00-	LINE ITEM TRANSFER	MK
2020 022-622-461	MACHINERY RENTAL	10/10/2019	200005	200005	7,000.00	7,000.00	LINE ITEM TRANSFER	MK
EXPENDITURES - R & B PCT.2			TOTAL AMENDMENTS	2	TOTAL CHANGES	.00		
2020 023-370-100	ROAD DAMAGE PAYMEN	04/17/2020	200037	.00	15,600.00-	15,600.00-	INCREASE REV & EXP - R&B#3	MK
			TOTAL AMENDMENTS	1	TOTAL CHANGES	.00		
2020 023-371-100	OTHER MISC. REVENU	02/19/2020	200028	.00	4,225.44-	4,225.44-	INCREASE REV AND EXP INSURA	SH
			TOTAL AMENDMENTS	1	TOTAL CHANGES	.00		
2020 023-623-335	ROAD & BRIDGE MAINT	10/02/2019	200003	857,232.00	807,232.00	50,000.00-	BUDGET CORRECTION	MK
2020 023-623-335	ROAD & BRIDGE MAINT	01/23/2020	200021	807,232.00	807,107.29	124.71-	LINE ITEM TRANSFER	SH
2020 023-623-335	ROAD & BRIDGE MAINT	04/17/2020	200037	807,107.29	822,707.29	15,600.00	INCREASE REV & EXP - R&B#3	MK
2020 023-623-402	CONTRACT SERVICES	10/02/2019	200003	3,500.00	53,500.00	50,000.00	BUDGET CORRECTION	MK
2020 023-623-440	ELECTRICITY	02/05/2020	200024	17,000.00	16,755.00	245.00-	LINE ITEM TRANSFER PCT3	MK
2020 023-623-441	GAS	01/23/2020	200021	200.00	324.71	124.71	LINE ITEM TRANSFER	SH
2020 023-623-441	REPAIR & MAINT-MAC	02/05/2020	200024	324.71	569.71	245.00	LINE ITEM TRANSFER PCT3	MK
2020 023-623-451	REPAIR & MAINT-MAC	02/19/2020	200028	70,000.00	74,225.44	4,225.44	INCREASE REV AND EXP INSURA	SH
EXPENDITURES - R & B PCT.3			TOTAL AMENDMENTS	8	TOTAL CHANGES	.00		
2020 024-364-100	SALE OF PROPERTY	12/26/2019	200018	.00	30,000.00-	30,000.00-	INCREASE REV & EXP - SALE O	MK
			TOTAL AMENDMENTS	1	TOTAL CHANGES	.00		
2020 024-624-335	ROAD & BRIDGE MAINT	12/11/2019	200014	767,779.00	737,779.00	30,000.00-	LINE ITEM TRANSFER - EQUIP	MK
2020 024-624-335	ROAD & BRIDGE MAINT	12/26/2019	200018	737,779.00	767,779.00	30,000.00	INCREASE REV & EXP - SALE O	MK
2020 024-624-335	ROAD & BRIDGE MAINT	04/03/2020	200035	767,779.00	766,779.00	1,000.00-	LINE ITEM TRANSFER	MK

ACCOUNT NUMBER	ACCOUNT NAME	DATE	AMDMT NUMBER	OLD BUDGET AMOUNT	AMENDED BUDGET AMOUNT	AMOUNT OF CHANGE	DESCRIPTION	CLK
2020 024-624-340	SHOP SUPPLIES & TO	04/03/2020	200035	4,250.00	5,250.00	1,000.00	LINE ITEM TRANSFER	MK
2020 024-624-571	EQUIPMENT PURCHASE	11/27/2019	200011	.00	200,000.00	200,000.00	LINE ITEM TRANSFER	MK
2020 024-624-571	EQUIPMENT PURCHASE	12/11/2019	200014	200,000.00	230,000.00	30,000.00	LINE ITEM TRANSFER	MK
2020 024-624-800	CONTINGENCY	11/27/2019	200011	200,000.00	.00	200,000.00-	LINE ITEM TRANSFER	MK
	PCT. 4		TOTAL AMENDMENTS	7	TOTAL CHANGES	30,000.00		
2020 057-403-407	MICROFILMING	12/23/2019	200016	200,000.00	150,000.00	50,000.00-	LINE ITEM TRANSFER	MK
2020 057-403-462	OFFICE EQUIPMENT	12/23/2019	200016	.00	50,000.00	50,000.00	LINE ITEM TRANSFER	MK
	COUNTY CLERK		TOTAL AMENDMENTS	2	TOTAL CHANGES	.00		
2020 131-333-109	VINE	03/05/2020	200029	.00	18,618.88-	18,618.88-	INCREASE REV & EXP - VINE G	MK
			TOTAL AMENDMENTS	1	TOTAL CHANGES	18,618.88-		
2020 131-512-310	OFFICE SUPPLIES -	12/23/2019	200017	10,383.00	9,097.05	1,285.95-	LINE ITEM TRANSFER	MK
2020 131-512-310	OFFICE SUPPLIES -	03/18/2020	200003	9,097.05	9,597.05	500.00	LINE ITEM TRANSFER	MK
2020 131-512-312	OFFICE SUPPLIES -	10/02/2019	200004	2,000.00	7,000.00	5,000.00	BUDGET CORRECTION	MK
2020 131-512-334	OTHER JAIL SUPPLIE	04/03/2020	200036	2,000.00	1,190.00	810.00-	LINE ITEM TRANSFER	MK
2020 131-512-339	UNIFORMS	11/27/2019	200012	5,500.00	13,500.00	8,000.00	LINE ITEM TRANSFER	MK
2020 131-512-339	UNIFORMS	03/05/2020	200031	5,000.00	500.00-	500.00-	LINE ITEM TRANSFER	MK
2020 131-512-339	UNIFORMS	03/18/2020	200038	13,000.00	11,845.81	1,154.19-	LINE ITEM TRANSFER	MK
2020 131-512-402	CONTRACT SERVICES	04/17/2020	200038	11,845.81	11,845.81	300.00	LINE ITEM TRANSFER	MK
2020 131-512-495	MISCELLANEOUS	11/27/2019	200012	250,000.00	242,000.00	8,000.00-	LINE ITEM TRANSFER	MK
2020 131-512-495	MISCELLANEOUS	03/05/2020	200031	1,800.00	500.00	500.00	LINE ITEM TRANSFER	MK
2020 131-512-495	MISCELLANEOUS	03/18/2020	200033	2,300.00	2,954.19	654.19	LINE ITEM TRANSFER	MK
2020 131-512-495	MISCELLANEOUS	04/03/2020	200036	2,954.19	3,764.19	810.00	LINE ITEM TRANSFER	MK
2020 131-512-495	MISCELLANEOUS	04/17/2020	200038	3,764.19	4,064.19	300.00	LINE ITEM TRANSFER	MK
2020 131-512-572	OFFICE EQUIPMENT	12/23/2019	200017	750.00	2,035.95	1,285.95	LINE ITEM TRANSFER	MK
	VZC JAIL		TOTAL AMENDMENTS	14	TOTAL CHANGES	5,000.00		
2020 131-513-457	MAINT. & SERVICE	03/05/2020	200029	.00	18,618.88	18,618.88	INCREASE REV & EXP - VINE G	MK
			TOTAL AMENDMENTS	1	TOTAL CHANGES	18,618.88		
2020 132-352-400	GRANT PROCEEDS	02/05/2020	200025	.00	73,000.00-	73,000.00-	INCREASE REV & EXP - SO GRA	MK
			TOTAL AMENDMENTS	1	TOTAL CHANGES	73,000.00-		
2020 132-367-000	GENERAL DONATION V	02/19/2020	200027	.00	2,000.00-	2,000.00-	INCREASE REV AND EXP FOR AM	SH
			TOTAL AMENDMENTS	1	TOTAL CHANGES	2,000.00-		
2020 132-560-337	LAW ENFORCEMENT SU	02/19/2020	200027	14,500.00	16,500.00	2,000.00	INCREASE REV AND EXP FOR AM	SH
2020 132-560-427	TRAINING	03/05/2020	200032	5,000.00	7,500.00	2,500.00	LINE ITEM TRANSFER	MK
2020 132-560-428	TRAVEL	03/05/2020	200032	5,000.00	2,500.00-	2,500.00-	LINE ITEM TRANSFER	MK
2020 132-560-574	GRANT EQUIPMENT	02/05/2020	200025	.00	73,000.00	73,000.00	INCREASE REV & EXP - SO GRA	MK
	SHERIFF OFFICE		TOTAL AMENDMENTS	4	TOTAL CHANGES	75,000.00		
2020 541-344-104	DRUG TESTING	11/19/2019	200009	.00	21,000.00-	21,000.00-	LINE ITEM TRANS - ADULT BAI	MK
2020 541-344-105	GLOBAL POSITIONING	11/19/2019	200009	21,000.00-	.00	21,000.00	LINE ITEM TRANS - ADULT BAI	MK
			TOTAL AMENDMENTS	2	TOTAL CHANGES	.00		
2020 544-574-419	PROFESSIONAL FEES	11/19/2019	200010	.00	337.00	337.00	LINE ITEM TRANS - ADULT BAI	MK
2020 544-574-572	EQUIPMENT	11/19/2019	200010	337.00	.00	337.00-	LINE ITEM TRANS - ADULT BAI	MK
	OFFENDER		TOTAL AMENDMENTS	2	TOTAL CHANGES	.00		
2020 547-333-114	GRANT R - ALLOCATI	10/31/2019	200008	7,812.00-	7,812.50-	.50-	JUVENILE BA #3	MK
			TOTAL AMENDMENTS	1	TOTAL CHANGES	.50-		

REPORT OF GENERAL LEDGER AMENDMENTS

ACCOUNT NUMBER	ACCOUNT NAME	DATE	AMDMT NUMBER	OLD BUDGET AMOUNT	AMENDED BUDGET AMOUNT	AMOUNT OF CHANGE	DESCRIPTION	CLK
2020 547-581-412	NON RESIDENTIAL SRV	09/18/2019	200002	.00	4,960.00	4,960.00	JUV GRANT R INCREASE	MK
2020 547-581-414	MH COUNSELLING - R	10/31/2019	200008	7,812.50	7,812.50	.50	JUVENILE BA #3	MK
EXPENDITURES - TJCP PROBATION				TOTAL AMENDMENTS	TOTAL CHANGES	4,960.50		
2020 547-587-411	RESIDENTIAL SERVIC	09/18/2019	200001	.00	1,017.48	1,017.48	JUV GRANT A INCREASE	MK
EXPENDITURES - TJCP RESIDENTIAL				TOTAL AMENDMENTS	TOTAL CHANGES	1,017.48		
2020 549-585-414	MENTAL HEALTH COUN	12/26/2019	200019	8,551.00	5,555.00	2,996.00	JUV BUDGET ADJUSTMENT	MK
2020 549-585-416	PSYCHO EVAL	12/26/2019	200019	.00	2,996.00	2,996.00	JUV BUDGET ADJUSTMENT	MK
EXPENDITURES - CCP PROBATION				TOTAL AMENDMENTS	TOTAL CHANGES	.00		
2020 556-333-118	GRANT PROCEEDS	12/11/2019	200015	.00	83,593.00	83,593.00	JUV BA #4	MK
EXPENDITURES - TJCP PROBATION				TOTAL AMENDMENTS	TOTAL CHANGES	83,593.00		
2020 556-582-103	SALARIES - EMPLOYE	12/11/2019	200015	.00	24,319.00	24,319.00	JUV BA #4	MK
2020 556-582-411	PROGRAM OR SERVICE	12/11/2019	200015	.00	57,200.00	57,200.00	JUV BA #4	MK
2020 556-582-572	EQUIPMENT	12/11/2019	200015	.00	2,074.00	2,074.00	JUV BA #4	MK
EXPENDITURES - ABATEMENT OFFICER				TOTAL AMENDMENTS	TOTAL CHANGES	83,593.00		
2020 567-435-495	MISC	01/23/2020	200022	100.00	48.22	51.78	LINE ITEM TRANSFER	SH
2020 567-435-572	OFFICE EQUIPMENT	01/23/2020	200022	1,500.00	1,551.78	51.78	LINE ITEM TRANSFER	SH
EXPENDITURES - ABATEMENT OFFICER				TOTAL AMENDMENTS	TOTAL CHANGES	1,600.00		
2020 809-476-103	SALARIES - EMPLOYE	02/05/2020	200026	.00	5,000.00	5,000.00	INCREASE SALARY - DA	PRETRI MK
2020 809-476-201	SOCIAL SECURITY TA	02/05/2020	200026	.00	385.00	385.00	INCREASE SALARY - DA	PRETRI MK
2020 809-476-203	RETIREMENT	02/05/2020	200026	.00	409.00	409.00	INCREASE SALARY - DA	PRETRI MK
2020 809-476-204	WORKERS COMPENSATI	02/05/2020	200026	.00	15.00	15.00	INCREASE SALARY - DA	PRETRI MK
2020 809-476-206	UNEMPLOYMENT INSUR	02/05/2020	200026	.00	16.00	16.00	INCREASE SALARY - DA	PRETRI MK
2020 809-476-427	TRAINING	02/05/2020	200026	.00	175.00	175.00	INCREASE SALARY - DA	PRETRI MK
EXPENDITURES - PRETRIAL INTERV				TOTAL AMENDMENTS	TOTAL CHANGES	5,825.00		



P.O. Box 3188 • Longview, Texas 75606 • 903-237-5500

MEMBER FDIC

EQUAL HOUSING LENDER



Return Service Requested

Date 3/31/20
PRIMARY ACCOUNT
ENCLOSURES

Page 1
[REDACTED]
364



TXBT VAN ZANDT COUNTY
FINANCIAL CLEARING
121 E DALLAS RM 101
CANTON TX 75103

C H E C K I N G A C C O U N T

PUBLIC FUNDS CHECKING		NUMBER OF ENCLOSURES	364
ACCOUNT NUMBER	[REDACTED]	Statement Dates	3/02/20 thru 3/31/20
PREVIOUS BALANCE	2,896,533.03	DAYS IN STATEMENT PERIOD	30
15 DEPOSITS	2,274,978.02	AVERAGE LEDGER	1,593,176.65
379 CHECKS/DEBITS	4,241,821.02	AVERAGE COLLECTED	1,589,333.57
SERVICE CHARGE	.00		
INTEREST PAID	.00		
CURRENT BALANCE	929,690.03		

D E P O S I T S A N D O T H E R C R E D I T S

Date	Description	Amount
3/04	PAY VZ CO APPRAISAL	266,718.87
	PPD	
3/04	PAY VZ CO APPRAISAL	1,437,960.18
	PPD	
3/05	INV-PAYMTS TX DPT CRIML JST	68,370.00
	CTX	
3/06	DEPOSIT	3,147.80
3/09	DEPOSIT	166,232.05
3/11	DEPOSIT	56,086.42
3/12	DEPOSIT	66,696.36
3/13	INV-PAYMTS TX AGRICULTURE	1,898.20
	CTX	
3/16	INV-PAYMTS HEALTH HUMAN SVC	74.00
	CTX	
3/16	DEPOSIT	32,412.73
3/23	DEPOSIT	83,055.94
3/26	DEPOSIT	26,350.77
3/27	INV-PAYMTS JUVENILE JUSTICE	8,179.87
	CTX	
3/27	INV-PAYMTS JUVENILE JUSTICE	51,181.08
	CTX	
3/31	ACH Pmt RENE' BATES AUCT	6,613.75
	CCD 5245926965	

018226



TXBT-021-018126-001-020-200401 018226 X02
75103149626



Date 3/31/20
 PRIMARY ACCOUNT
 ENCLOSURES

Page 2
 [REDACTED]
 364

VAN ZANDT COUNTY
 FINANCIAL CLEARING
 121 E DALLAS RM 101
 CANTON TX 75103

PUBLIC FUNDS CHECKING [REDACTED] (Continued)

WITHDRAWALS AND OTHER DEBITS		
Date	Description	Amount
3/03	INSURANCE AFLAC CCD 0XH48493203	7,507.38-
3/04	Transf to Payroll clearing Payroll 3/6/2020 Confirmation number 304200091	214,335.43-
3/05	PAYMENTS NATIONWIDE PPD	2,925.00-
3/05	USATAXPYMT IRS CCD 220046591724618	62,520.99-
3/06	REF: [REDACTED] [REDACTED] WIRE TRANSFER DEBIT TEX POOL	2,500,000.00-
3/06	Transf to Payroll clearing P/R 3/6/20 Elect. workers Confirmation number 306200046	4,396.76-
3/06	PAYMENT BANKCARD \TEL	2,424.10-
3/09	Transf to Debt Services debt service transfer Confirmation number 309200037	113,009.55-
3/09	USATAXPYMT IRS CCD 220046943502972	38.22-
3/09	CHILDSUPP Texas SDU CCD 200660001478634	1,208.62-
3/09	FLEET DEBI WEX INC CCD 9100000739575	10,064.94-
3/13	FLEET DEBI WEX INC CCD 9100000739575	110.29-
3/16	RECEIVABLE TEXAS COUNTY DRS CCD 0333	88,201.72-
3/18	Transf to Payroll clearing Payroll 3/20/2020 Confirmation number 318200074	213,947.65-
3/19	REF: VAN ZANDT COUNTY CSCD 023 WIRE TRANSFER DEBIT TDCJ	4,140.23-
3/19	PAYMENTS NATIONWIDE PPD	2,925.00-

TXBT-021-018126-001-020-200401 018226 X02

Date 3/31/20
PRIMARY ACCOUNT
ENCLOSURES

Page 3
[REDACTED]
364

VAN ZANDT COUNTY
FINANCIAL CLEARING
121 E DALLAS RM 101
CANTON TX 75103

PUBLIC FUNDS CHECKING [REDACTED] (Continued)

WITHDRAWALS AND OTHER DEBITS

Date	Description	Amount
3/20	USATAXPYMT IRS CCD 220048041998438	62,230.33-
3/23	CHILDSUPP Texas SDU CCD 200800001495927	1,208.62-
3/25	Transf to Jury Clearing Jury checks Confirmation number 325200043	400.00-
3/25	Transf to Jury Clearing Jury checks confirmation number 325200044	1,520.00-
3/27	Transf to Jury Clearing Jury checks Confirmation number 327200032	294.00-
3/27	Transf to Jury Clearing Jury checks Confirmation number 327200043	2,662.00-

CHECKS IN NUMERICAL ORDER

Date	Check No	Amount	Date	Check No	Amount
3/17	7066	396.00	3/02	69918	480.00
3/02	69460*	1,206.06	3/12	69919	169.43
3/17	69476*	240.00	3/04	69921*	105.00
3/04	69561*	3,041.00	3/04	69925*	792.00
3/02	69568*	3,375.00	3/09	69926	186.00
3/10	69708*	288.00	3/04	69928*	1,856.00
3/02	69725*	1,145.00	3/03	69930*	112.91
3/02	69763*	2,025.00	3/05	69938*	317.55
3/05	69768*	500.00	3/02	69955*	10.99
3/04	69770*	39.24	3/04	69957*	524.40
3/03	69771	152.00	3/02	69958	64.00
3/02	69796*	1,206.06	3/05	69979*	16.50
3/10	69803*	600.53	3/02	69983*	408.00
3/03	69828*	600.53	3/04	69986*	3,890.00
3/02	69836*	600.53	3/04	69987	600.00
3/02	69900*	8,179.87	3/02	69988	11,810.37
3/02	69901	59.00	3/11	69990*	175.00
3/03	69917*	39.00	3/03	69993*	735.00

* Indicates break in check number sequence



Date 3/31/20
 PRIMARY ACCOUNT
 ENCLOSURES

Page 4
 [REDACTED]
 364

VAN ZANDT COUNTY
 FINANCIAL CLEARING
 121 E DALLAS RM 101
 CANTON TX 75103

PUBLIC FUNDS CHECKING [REDACTED] (Continued)

CHECKS IN NUMERICAL ORDER

Date	Check No	Amount	Date	Check No	Amount
3/09	70018*	1,525.00	3/11	70086	14,432.60
3/02	70025*	600.00	3/10	70089*	675.00
3/03	70027*	495.50	3/10	70090	2,551.56
3/06	70030*	24.37	3/11	70091	3,475.00
3/27	70038*	40.00	3/11	70092	15.66
3/03	70046*	150.00	3/11	70093	31.05
3/06	70051*	75.59	3/13	70094	4,654.72
3/02	70053*	84.90	3/09	70095	292.00
3/02	70055*	410.00	3/11	70096	67.78
3/03	70056	72.00	3/17	70097	204.90
3/04	70057	30.99	3/26	70098	4,525.00
3/04	70058	49.95	3/12	70100*	825.00
3/02	70059	15.67	3/09	70101	512.54
3/04	70060	269.42	3/06	70102	4,300.00
3/05	70061	41.08	3/18	70103	67.98
3/05	70062	38.94	3/17	70104	1,965.59
3/02	70063	22.00	3/16	70105	139.40
3/05	70064	30.30	3/10	70106	936.00
3/04	70065	207.30	3/10	70107	1,899.74
3/18	70066	120.80	3/12	70108	6,527.65
3/04	70067	973.66	3/10	70109	2,300.04
3/02	70068	50.00	3/17	70110	63.15
3/02	70069	96.99	3/12	70111	211.36
3/06	70070	239.04	3/11	70112	47.45
3/05	70071	707.54	3/10	70113	430.00
3/04	70072	372.00	3/13	70114	2,050.00
3/04	70073	159.00	3/10	70115	200.00
3/04	70074	349.84	3/09	70116	1,773.94
3/10	70075	955.04	3/10	70117	1,095.00
3/06	70076	5,705.13	3/13	70118	234.66
3/03	70077	118,989.34	3/13	70119	125.00
3/03	70078	29.40	3/12	70120	15.00
3/03	70079	396.40	3/25	70121	606.00
3/03	70080	1,845.23	3/10	70122	310.00
3/09	70081	77.90	3/11	70123	7,110.37
3/11	70082	49.95	3/10	70124	364.00
3/11	70083	1,570.69	3/06	70125	786.00
3/11	70084	70.76	3/10	70126	1,900.00
3/10	70085	103.58	3/10	70127	111.25

* Indicates break in check number sequence

TXBT-021-018126-001-020-200401 018226 X02

Date 3/31/20
PRIMARY ACCOUNT
ENCLOSURES

Page 5
[REDACTED]
364

VAN ZANDT COUNTY
FINANCIAL CLEARING
121 E DALLAS RM 101
CANTON TX 75103

PUBLIC FUNDS CHECKING

[REDACTED] (continued)

CHECKS IN NUMERICAL ORDER

Date	Check No	Amount	Date	Check No	Amount
3/09	70128	464.50	3/10	70170	405.50
3/26	70129	1,572.55	3/11	70171	500.00
3/10	70130	374.91	3/06	70172	4,250.00
3/16	70131	183.85	3/12	70173	1,250.00
3/10	70132	1,650.00	3/09	70174	1,246.91
3/09	70133	27.00	3/12	70175	1,941.17
3/12	70134	486.64	3/11	70176	2,000.00
3/11	70135	125.00	3/13	70177	115.00
3/05	70136	218.00	3/12	70178	8,422.97
3/09	70137	144.33	3/16	70179	125.00
3/12	70138	1,075.00	3/12	70180	840.00
3/10	70139	2,400.00	3/11	70181	150.00
3/10	70140	32.93	3/10	70182	36,352.98
3/10	70141	350.00	3/25	70184*	39.00
3/10	70142	365.00	3/04	70185	500.00
3/16	70143	40.00	3/10	70186	2,073.50
3/13	70144	110.00	3/16	70187	56.07
3/10	70145	4,361.00	3/24	70188	33.50
3/11	70147*	260.00	3/11	70189	50.00
3/11	70149*	479.52	3/11	70190	850.00
3/13	70150	1,250.00	3/10	70191	656.45
3/09	70151	3,340.16	3/09	70192	3,839.14
3/09	70152	101.05	3/06	70193	132.81
3/11	70153	48,287.95	3/09	70194	44.52
3/09	70154	187.00	3/16	70195	4,425.00
3/26	70155	57.00	3/05	70196	3,288.38
3/13	70156	921.00	3/11	70197	31.39
3/06	70157	104.75	3/09	70198	59,683.60
3/09	70158	500.00	3/23	70199	400.00
3/05	70159	4,844.00	3/30	70200	204.00
3/20	70160	111.09	3/23	70201	35.62
3/11	70162*	90.00	3/16	70202	373.62
3/10	70163	350.00	3/17	70203	140.16
3/26	70164	165.00	3/12	70204	5,110.52
3/12	70165	88.01	3/16	70205	562.59
3/10	70166	398.88	3/17	70206	149.69
3/16	70167	159.95	3/16	70207	538.23
3/11	70168	38,983.00	3/13	70208	68.00
3/10	70169	171.78	3/19	70209	1,839.50

* Indicates break in check number sequence



Date 3/31/20
 PRIMARY ACCOUNT
 ENCLOSURES

Page 6
 [REDACTED]
 364

VAN ZANDT COUNTY
 FINANCIAL CLEARING
 121 E DALLAS RM 101
 CANTON TX 75103

PUBLIC FUNDS CHECKING [REDACTED] (Continued)

CHECKS IN NUMERICAL ORDER

Date	Check No	Amount	Date	Check No	Amount
3/17	70210	300.00	3/25	70250	216.70
3/13	70211	1,514.31	3/31	70251	291.69
3/13	70212	50.00	3/24	70252	35,758.08
3/13	70213	118.61	3/24	70254*	615.00
3/11	70214	2,392.50	3/30	70255	1,800.00
3/18	70215	1,426.77	3/31	70257*	450.00
3/18	70216	520.99	3/24	70258	400.00
3/17	70217	667.00	3/25	70259	20.69
3/26	70218	189.79	3/25	70260	204.00
3/17	70219	225.60	3/26	70261	1,300.62
3/17	70220	4,062.50	3/26	70263*	181.00
3/13	70221	84.88	3/25	70264	5,283.42
3/16	70222	633.77	3/20	70265	204.00
3/17	70223	1,149.00	3/25	70266	162.50
3/19	70224	707.54	3/23	70269*	1,788.00
3/19	70225	270.63	3/24	70270	3,000.00
3/24	70226	4,297.00	3/27	70272*	2,000.00
3/23	70228*	346.99	3/23	70275*	750.00
3/25	70229	375.00	3/23	70276	40.00
3/24	70230	2,617.55	3/24	70277	41.24
3/24	70231	89.99	3/24	70278	5,145.88
3/25	70232	10.00	3/20	70279	35.69
3/23	70233	95.55	3/24	70280	168.66
3/25	70234	215.23	3/23	70281	4,530.52
3/25	70235	10,939.70	3/24	70282	2,750.00
3/23	70236	1,840.00	3/24	70283	1,045.00
3/30	70237	4,654.72	3/23	70284	85.78
3/23	70238	7,680.84	3/25	70285	1,122.99
3/26	70239	105.00	3/24	70286	2,469.55
3/23	70240	12.00	3/25	70287	5,091.20
3/26	70241	1,000.00	3/25	70288	77.86
3/24	70242	600.53	3/26	70289	1,371.60
3/25	70243	524.30	3/19	70291*	33.75
3/25	70244	723.82	3/26	70292	109.00
3/24	70245	819.41	3/26	70294*	276.00
3/25	70246	1,543.38	3/23	70295	142.94
3/25	70247	1,048.00	3/19	70296	118.75
3/24	70248	1,434.49	3/24	70297	22.75
3/30	70249	599.67	3/25	70298	63.98

* Indicates break in check number sequence

TXBT-021-018126-001-020-200401 018226 X02

Date 3/31/20
PRIMARY ACCOUNT
ENCLOSURES

Page 7
[REDACTED]
364

VAN ZANDT COUNTY
FINANCIAL CLEARING
121 E DALLAS RM 101
CANTON TX 75103

PUBLIC FUNDS CHECKING

[REDACTED] (Continued)

CHECKS IN NUMERICAL ORDER

Date	check No	Amount	Date	check No	Amount
3/24	70299	1,150.00	3/25	70346	119,744.51
3/24	70300	1,325.00	3/23	70347	300.00
3/24	70301	600.53	3/23	70348	315.00
3/24	70302	98.76	3/23	70349	52.28
3/26	70305*	300.00	3/31	70350	644.78
3/23	70307*	9,005.07	3/24	70352*	146.89
3/30	70308	1,971.48	3/25	70353	218.59
3/20	70309	110.00	3/24	70354	9,336.60
3/27	70310	295.00	3/31	70355	2,750.00
3/27	70311	236.11	3/20	70356	3,279.82
3/26	70312	88.35	3/24	70357	1,435.52
3/23	70313	200.00	3/24	70359*	300.87
3/27	70314	2,247.83	3/24	70360	372.30
3/23	70315	2,173.22	3/26	70361	14,145.87
3/23	70316	1,288.63	3/30	70362	90.00
3/31	70317	600.53	3/25	70363	272.91
3/18	70318	116.50	3/27	70364	49.72
3/24	70319	500.00	3/24	70365	200.00
3/24	70321*	500.00	3/26	70366	5,733.01
3/30	70322	322.50	3/24	70367	978.79
3/24	70323	280.50	3/23	70368	53.87
3/23	70324	188.45	3/24	70369	14.54
3/31	70326*	2,593.57	3/26	70370	200.00
3/24	70327	17,335.00	3/24	70371	855.00
3/24	70328	750.00	3/26	70372	301.92
3/18	70329	66.50	3/23	70373	39.00
3/24	70330	350.00	3/24	70374	1,242.04
3/26	70331	157.54	3/26	70375	75.59
3/24	70332	265.75	3/26	70376	400.55
3/24	70333	263.00	3/25	70377	84.90
3/25	70334	90.00	3/23	70378	59,683.60
3/20	70335	24.00	3/24	70379	49.95
3/24	70337*	230.00	3/31	70380	200.73
3/24	70338	26,767.61	3/26	70381	34.67
3/24	70339	17.55	3/26	70382	131.83
3/20	70341*	500.00	3/25	70383	211.79
3/23	70342	312.00	3/26	70384	32.49
3/24	70343	400.00	3/30	70385	365.65
3/25	70345*	792.53	3/24	70386	403.84

* Indicates break in check number sequence



Date 3/31/20
 PRIMARY ACCOUNT
 ENCLOSURES

Page 8
 [REDACTED]
 364

VAN ZANDT COUNTY
 FINANCIAL CLEARING
 121 E DALLAS RM 101
 CANTON TX 75103

PUBLIC FUNDS CHECKING [REDACTED] (continued)

CHECKS IN NUMERICAL ORDER						
Date	Check No	Amount	Date	Check No	Amount	Amount
3/26	70387	86.28	3/24	70392	151.96	
3/30	70388	81.00	3/31	70398*	33.00	
3/30	70389	1,593.16	3/31	70402*	863.09	
3/25	70390	105.00	3/31	70403	53.87	
3/27	70391	84.67				

* Indicates break in check number sequence

DAILY BALANCE INFORMATION					
Date	Balance	Date	Balance	Date	Balance
3/02	2,864,683.59	3/12	1,561,650.51	3/24	1,049,685.99
3/03	2,733,558.90	3/13	1,552,142.24	3/25	897,977.99
3/04	4,210,142.72	3/16	1,489,189.77	3/26	891,788.10
3/05	4,203,064.44	3/17	1,479,626.18	3/27	943,239.72
3/06	1,683,773.69	3/18	1,263,358.99	3/30	931,557.54
3/09	1,651,738.82	3/19	1,253,323.59	3/31	929,690.03
3/10	1,587,076.15	3/20	1,186,828.66		
3/11	1,521,916.90	3/23	1,177,316.62		

END OF STATEMENT

TXBT-021-018126-001-020-200401 018226 X02

TexPool Participant Services
 1001 Texas Avenue, Suite 1150
 Houston, TX 77002



Participant Statement

VAN ZANDT COUNTY
 FINANCIAL CLEARING FUND
 ATTN KENNY EDWARDS
 121 E DALLAS ST STE 101
 CANTON TX 75103-1496

Statement Period 03/01/2020 - 03/31/2020

Page 1 of 2

Customer Service 1-866-TEX-POOL
 Location ID [REDACTED]
 Investor ID 000009623

TexPool Update

It's spring cleaning time! Review a current listing of your authorized representatives and contact information by requesting an Account Information Report from TexConnect or the TexPool Participant Services team. Submit any changes on the proper maintenance form, found under Account Documents.

TexPool Summary

Pool Name	Beginning Balance	Total Deposits	Total Withdrawals	Total Interest	Current Balance	Average Balance
Texas Local Government Investment Pool	\$13,668,176.04	\$2,500,000.00	\$0.00	\$13,260.34	\$16,181,436.38	\$15,765,377.99
Total Dollar Value	\$13,668,176.04	\$2,500,000.00	\$0.00	\$13,260.34	\$16,181,436.38	

Portfolio Value

Pool Name	Pool/Account	Market Value (03/01/2020)	Share Price (03/31/2020)	Shares Owned (03/31/2020)	Market Value (03/31/2020)
Texas Local Government Investment Pool	[REDACTED]	\$13,668,176.04	\$1.00	16,181,436.380	\$16,181,436.38
Total Dollar Value		\$13,668,176.04			\$16,181,436.38

Interest Summary

Pool Name	Pool/Account	Month-to-Date Interest	Year-to-Date Interest
Texas Local Government Investment Pool	[REDACTED]	\$13,260.34	\$44,885.44
Total		\$13,260.34	\$44,885.44



Transaction Detail

Texas Local Government Investment Pool

Participant: VAN ZANDT COUNTY

Pool/Account: ██████████

Transaction Date	Settlement Date	Transaction Description	Transaction Dollar Amount	Share Price	Shares This Transaction	Shares Owned
03/01/2020	03/01/2020	BEGINNING BALANCE	\$13,668,176.04	\$1.00		13,668,176.040
03/06/2020	03/06/2020	TRANSFER DEPOSIT	\$2,500,000.00	\$1.00	2,500,000.000	16,168,176.040
03/31/2020	03/31/2020	MONTHLY POSTING	\$13,260.34	\$1.00	13,260.340	16,181,436.380
Account Value as of 03/31/2020			\$16,181,436.38	\$1.00		16,181,436.380






Summary Statement

March 2020

Van Zandt County

121 East Dallas Street, Room 101
Canton, TX 75103

TXCLASS	Average Monthly Yield: 1.47%						
	Beginning Balance	Contributions	Withdrawals	Income Earned	Income Earned YTD	Average Dally Balance	Month End Balance
 FINANCIAL CLEARING	630,704.78	0.00	0.00	784.03	2,658.86	631,145.33	631,488.81
Total	630,704.78	0.00	0.00	784.03	2,658.86	631,145.33	631,488.81



Account Statement

March 2020

Van Zandt County

121 East Dallas Street, Room 101
Canton, TX 75103

TXCLASS [REDACTED]

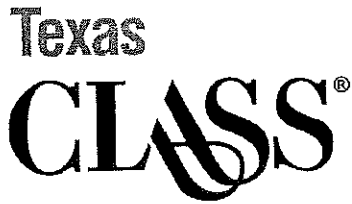
Summary

Average Monthly Yield: 1.47%

	Beginning Balance	Contributions	Withdrawals	Income Earned	Average Daily Balance	Month End Balance
[REDACTED] FINANCIAL CLEARING	630,704.78	0.00	0.00	784.03	631,145.33	631,488.81

Transactions

Transaction Date	Transaction Description	Contributions & Income Earned	Withdrawals	Balance	Transaction Number
03/01/2020	Beginning Balance			630,704.78	
03/31/2020	Income Earned For The Period	784.03			
03/31/2020	Ending Balance			631,488.81	



Daily Rates

March 2020

TXCLASS

Date	Dividend Rate	Daily Yield
01-Mar-20	0.000047680	1.75%
02-Mar-20	0.000047294	1.73%
03-Mar-20	0.000047019	1.72%
04-Mar-20	0.000046259	1.69%
05-Mar-20	0.000045653	1.67%
06-Mar-20	0.000044781	1.64%
07-Mar-20	0.000044781	1.64%
08-Mar-20	0.000044781	1.64%
09-Mar-20	0.000043597	1.60%
10-Mar-20	0.000042950	1.57%
11-Mar-20	0.000042762	1.57%
12-Mar-20	0.000042489	1.56%
13-Mar-20	0.000041990	1.54%
14-Mar-20	0.000041990	1.54%
15-Mar-20	0.000041990	1.54%
16-Mar-20	0.000039963	1.46%
17-Mar-20	0.000039445	1.44%
18-Mar-20	0.000038436	1.41%
19-Mar-20	0.000037754	1.38%
20-Mar-20	0.000037187	1.36%
21-Mar-20	0.000037187	1.36%
22-Mar-20	0.000037187	1.36%
23-Mar-20	0.000036617	1.34%
24-Mar-20	0.000036126	1.32%
25-Mar-20	0.000035295	1.29%
26-Mar-20	0.000034471	1.26%
27-Mar-20	0.000033637	1.23%
28-Mar-20	0.000033637	1.23%
29-Mar-20	0.000033637	1.23%
30-Mar-20	0.000033057	1.21%
31-Mar-20	0.000032731	1.20%